


English - 45 minutes

In Year 3, we are reading *The Abominables* as our novel in English! You might recognise this extract from the third chapter:



Lucy got back safely to the valley - sleepwalkers usually seem to get back to their beds. But the glacier she had walked across had just had a new fall of snow. And right across it, from end to end, she left a row of footprints: eight toes, rounded heels and all. There is nothing like a portly yeti with flat feet for making marks which even a nitwit could identify.

If only it had snowed, then things might have gone on as before. But it didn't snow, not the next day or the next. And on the third day a couple of climbers came across the prints.

Within a week photographs of Lucy's footprints were on the front page of newspapers all over the world. All the old stories about Abominable Snowmen were dragged out again: how fierce they were, how huge... How they could swallow three goats at a gulp, how just to see one was to die within the week.

Today you are going to be writing one of these newspaper articles about the discovery of the yeti footprints. You need to make it sound like an incredible and exciting discovery!











- Introduce the discovery - explain what was found, who found it, when they found it etc.
- Remember, no-one will be sure exactly what the prints are from - you can include the theory that they are from a Yeti/Abominable Snowman, but it needs to be presented as a guess rather than a known fact.
- Get some quotes from people - maybe there could be a quote from one of the climbers who found the prints; maybe there could be another from an expert on Himalayan wildlife.

Maths - 30 to 45 minutes

Let's remind ourselves about recognising fractions in shapes! On the top half, work out what fraction of the shape is shaded. On the bottom half, shade in the correct number of equal parts of the shape.








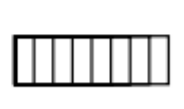


---

What is the Fraction of the Shaded Area ?

- |    |   |       |     |  |       |
|----|---|-------|-----|--|-------|
| 1) |    | _____ | 6)  |    | _____ |
| 2) |    | _____ | 7)  |    | _____ |
| 3) |    | _____ | 8)  |    | _____ |
| 4) |    | _____ | 9)  |    | _____ |
| 5) |  | _____ | 10) |  | _____ |

---

Shade the Figure with the Indicated Fraction.

- |     |   |                |     |  |               |
|-----|---|----------------|-----|--|---------------|
| 11) |  | $\frac{2}{8}$  | 16) |  | $\frac{4}{7}$ |
| 12) |  | $\frac{8}{12}$ | 17) |  | $\frac{3}{4}$ |
| 13) |  | $\frac{6}{9}$  | 18) |  | $\frac{1}{3}$ |
| 14) |  | $\frac{1}{6}$  | 19) |  | $\frac{3}{8}$ |
| 15) |  | $\frac{5}{9}$  | 20) |  | $\frac{4}{5}$ |

## Spelling - 20 minutes

Find the Year 3 spellings for this week on our class webpage.

Today, we are going to do 'look, cover, write, check.'

Choose six of your spellings from the list and write them in below in the first column.



1.	_____	_____	_____	_____
2.	_____	_____	_____	_____
3.	_____	_____	_____	_____
4.	_____	_____	_____	_____
5.	_____	_____	_____	_____
6.	_____	_____	_____	_____

Look at each spelling carefully, then cover it up and try to write it on the same line. Check it

## Reading - 30 minutes

Enjoy spending half an hour doing some reading. You could read to yourself or to somebody else, or perhaps a mixture of both!


Try to read a range of different texts through your time at Bishop Road. Some ideas include:

- Stories
- Information texts
- Poems
- Magazines

## Music 30-45 minutes

In music this term, we have learning about the song 'Three Little Birds' by Bob Marley. If you want to listen to it again to remind yourself what it sounds like or to share it with your family, it will be easy to find online!

When songs or albums are released, they often have an 'album cover'. Sometimes these are fairly straightforward pictures of the artist or band, sometimes they are a bit more creative. Here are a few examples of different album covers for Bob Marley records:



Your task is to design your own alternative album cover for 'Three Little Birds'. You can be as colourful, creative and imaginative as you want! Will you include Bob Marley's name? Will you include the name of the song? Will there be pictures, patterns, colours?

I have deliberately not included the real one to avoid the temptation to copy it!

